



Kindergarten Information Booklet



École Lakeview School

Table of Contents

Welcome to Kindergarten.....	2
Goals of Kindergarten	3
School & Building Information	4
Student Progress Reporting	5
Parents Can Help	6
Printing	7-8
French Alphabet Guide	9
<i>All I Needed to Know I Learned in Kindergarten.....</i>	10
Kindergarten Readiness Checklist.....	11

Welcome to Kindergarten!

“It’s the little things that count.”

Kindergarten means **new faces, new challenges, and new expectations.** We recognize the need for special care and attention to help your children adjust to this new stage in their development.



We want to help your child take the **first big step** into a school environment where basic skills, self-confidence, and healthy relationships are developed.

We welcome you and your child to École Lakeview School and are looking forward to making this phase of your child’s life a safe, happy and exciting adventure. Our School Motto is: Work Hard, Be Nice. Our Values are: Respect, Responsibility, Cooperation, and Positivity.

We want you to enjoy this new experience too, and help your child get the most out of life at school. We hope this booklet will be of help to you in understanding and enjoying your child’s year in kindergarten.

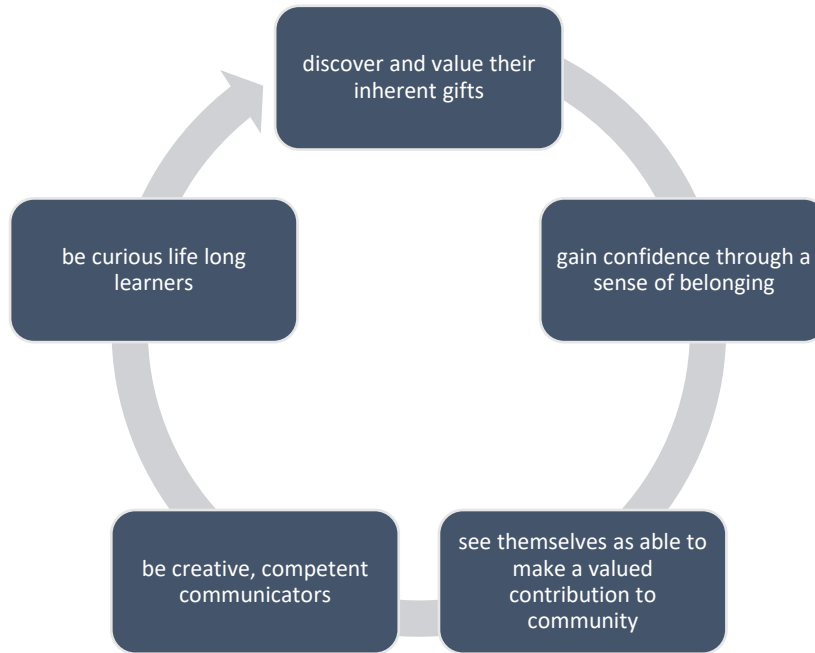
First Week of School - For the first few days of school, Kindergarten students will attend in smaller groups each day. This is done to give the children the opportunity to receive more individual assistance in getting to know the school and the routine in the Kindergarten classroom. **In July, you will receive a letter in the mail from the kindergarten teacher detailing when your child’s staggered start day and reminding you of the regular start day for all students.**

Morning hours are 9:00 a.m. – 11:55 a.m. and afternoon hours are 12:40 p.m. – 3:30 p.m.

We are looking forward to working with your child. Please feel free to phone us at 306-683-7330, if you have any questions.

Goals of Kindergarten

Both the French and English Kindergarten Programs at Ecole Lakeview School recognize that the distinguishing features of an early childhood education program are the environment, conversations, and play. Daily, we invite and encourage the students to:



The Principles of Early Learning are used in planning and assessment of students and their work. The 4 Principles include:

- ❖ Children as competent learners – children use their own experiences to construct knowledge; children are co-learners with educators
- ❖ Development and learning as holistic – children develop at different rates and in different ways; opportunities are provided to advance children’s growth beyond their current level
- ❖ Relationships as opportunities – uniqueness of children in the context of family, culture, and community are respected; develop connections with people and engage families in planning
- ❖ Environments as stimulating and dynamic – facilitate play, exploration, and discovery; create a safe environment and encourage independence, responsibility, and participation

Children will come to Kindergarten with a strong sense of self and willing to learn. It is important for the early childhood educator to foster these traits through a well-planned environment.

(Children First: A Resource for Kindergarten)

School & Building Information

There is one Kindergarten program at École Lakeview School - **Half Day Kindergarten**. The morning class is from 9:00 a.m. until 11:55 a.m. The afternoon class is from 12:40 p.m. until 3:30 p.m.

When your child enters Kindergarten, he/she has started school. Our wish is that children learn to know that school is a safe and happy place to be. Kindergarten is one of the first important steps in the school life of your child and we can work together to teach them how important it is to be **punctual** and **regular** in **attendance**. If students are late, please be sure to let the teacher know.

ABSENCES: When your child is going to be away from school, please enter the absence in Edsby. If your child has not been accounted for, an automated call and e-mail will come from School Messenger.

LOST AND FOUND: Please label all your child's clothing. There is a lost and found located in each zone. If labels are fastened to scarves or mittens, they are returned immediately to the child. Parents will recognize clothing that children forget, so please watch for e-mails with photos that will be sent out periodically. Three or four times a year, unclaimed items are given to charity.

CLOTHING: Children should be encouraged to wear comfortable clothing so that they may participate in all of our activities without fear of spoiling something special. They will need 'paint shirts' for 'creative' activities and extra runners that stay in school. We go outside to play and learn in our beautiful park. Please ensure that your child has shoes and clothes to be prepared to go outside every day.

TRANSPORTATION: Hertz provides bus transportation for French Kindergarten students (one way only) who live in Briarwood, Lakewood, Rosewood and Lakeridge. Parents should call Hertz bus (306) 374-5161 for information regarding the nearest bus route. Note: bussing is not provided to/from the Kindercare program.

KINDERGARTEN REPORTING TO PARENTS: Our reporting system involves newsletters, telephone calls, general information meetings, and letters. During the year, we have two formal report cards, an activity conference, as well as parent conferences. We encourage you to contact the teachers at any time. Please check out Edsby as well for up-to-date information about the classroom and your child.



Student Progress Reporting

The Saskatoon Public School Division, with guidance from parents and teachers, established a philosophical foundation and resulting reporting documents for our reporting system. Student progress reporting is a year long process. It is a commitment to dialogue that includes the following components:

1. September - Meet the Family Evening

At this time, you have the opportunity to find out from your child's teacher such particulars as programming, classroom expectations, routines, themes, the reporting process, timetable, suggestions for helping at home and how you can be involved in your child's education.

2. November - Activity Conference

You will have the chance to observe your child in action at school. If so, you will be invited to join your child, and a few of their classmates, for a period of 45 minutes to observe how your child works and plays in the classroom situation. You will also have the opportunity to share your observations with the teacher.



3. January - Progress Reports

You will receive a formal written report on your child's progress in social-emotional development and academic development. The report will include written comments on your child's strengths, areas for further development and ways to support learning.

4. March – Three Way Conferences

You will receive an email to sign up for a 15 minute meeting with the teacher, parent, and student.

5. End of June - Progress Report

Student progress as seen throughout the year is communicated to the parents through the same formal report as used in January.

6. On Going Dialogue

Information shared throughout the year will occur through classroom and school newsletters, informal visits, and ongoing conversations. Working together towards making your child's first year of school a positive experience is most important.

Parents Can Help Their Children Prepare for Kindergarten By . . .

- ♥ Creating a happy attitude toward school so that the children anticipate with pleasure their first school experience. If there is enthusiasm about school at home, your child will "catch" that enthusiasm and as a result will have a more positive productive experience in kindergarten.
- ♥ Helping children learn the safety rules, especially in crossing the streets. Assisting in learning what to do if they get lost and not to ride with strangers.
- ♥ Helping children learn the physical distancing and hygiene practices to use in a group. Ex: frequent handwashing, respecting personal space, minimizing touch of peers, and coughing/sneezing into elbow.
- ♥ Taking children to as many enriching places in the community as possible, such as the zoo, library, park, and farm.
- ♥ Giving children an opportunity to learn nursery rhymes, songs, and a variety of poems.
- ♥ Giving children ample opportunity to do creative art, to cut and paste and model with clay and playdough.
- ♥ Teaching them how to put on and take off their clothing, including boots, shoes, and snowsuits, and re-practice each time the season changes.
- ♥ **Labeling all outer clothing and personal belongings.**
- ♥ Establishing habits of picking up and putting away their toys, books, and clothing.
- ♥ Building good hygiene practices such as proper handwashing, blowing nose, etc.
- ♥ Providing opportunities for the child to play with others their own age.
- ♥ Teaching the children their full name, their parents' names, telephone number and address.
- ♥ Encouraging age appropriate language to express how they are feeling or what they feel they need.
- ♥ Discuss pertinent information with the kindergarten teacher, such as:
 - Revealing any physical, mental, social, or emotional condition which may affect your child.
 - Asking your child's teacher to explain any part of the school program you don't understand.
- ♥ Remembering that children's success in school is directly related to their attitude about school, and that parents and family shape children's attitudes more than any other factor or combination of factors.



Printing

Many children of this age wish to write their names and sometimes wish to copy written words. A great deal of re-teaching and possible frustrations will be avoided if parents use help their child practice proper letter formation. On the following page you will find a copy of printing letter formation as used in Saskatoon Schools.


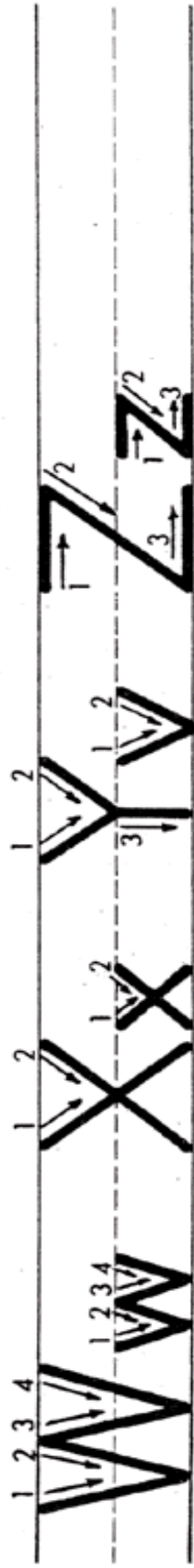
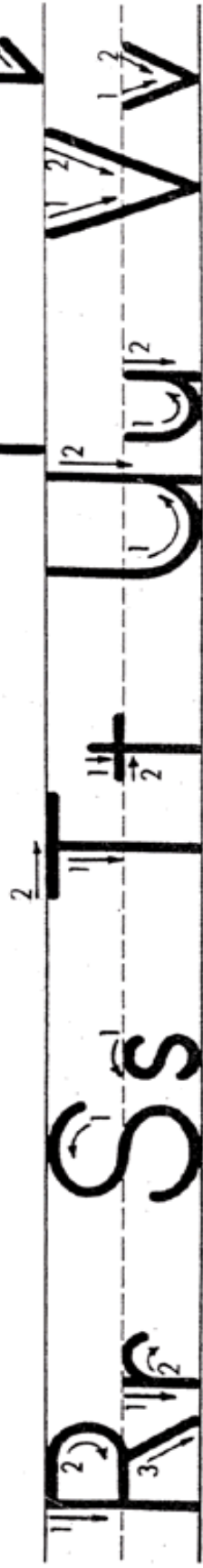
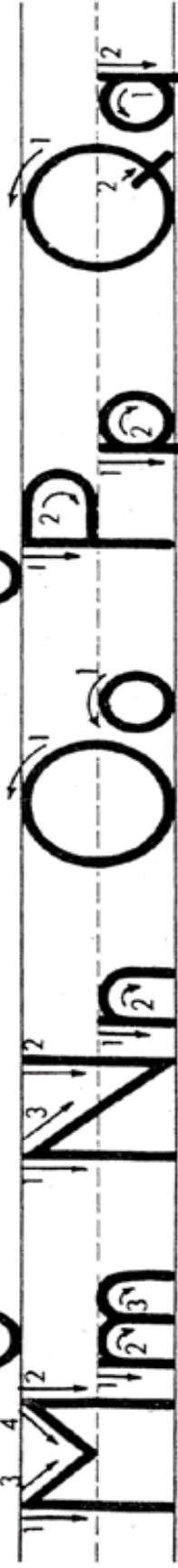
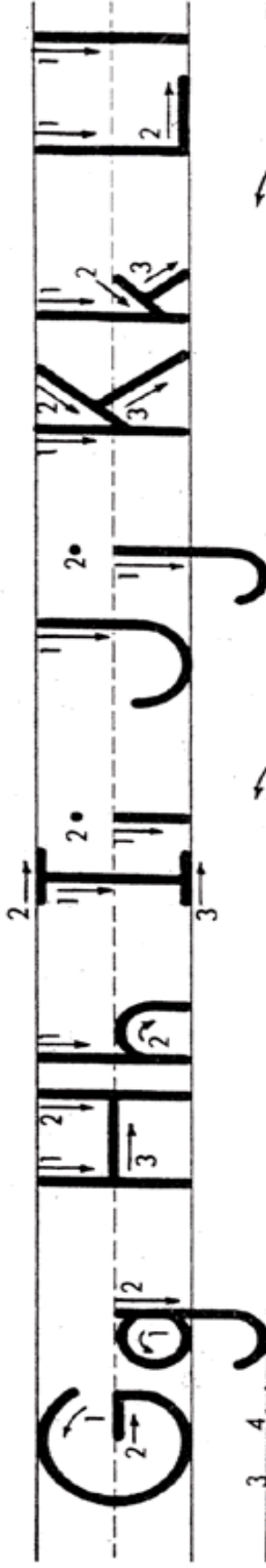
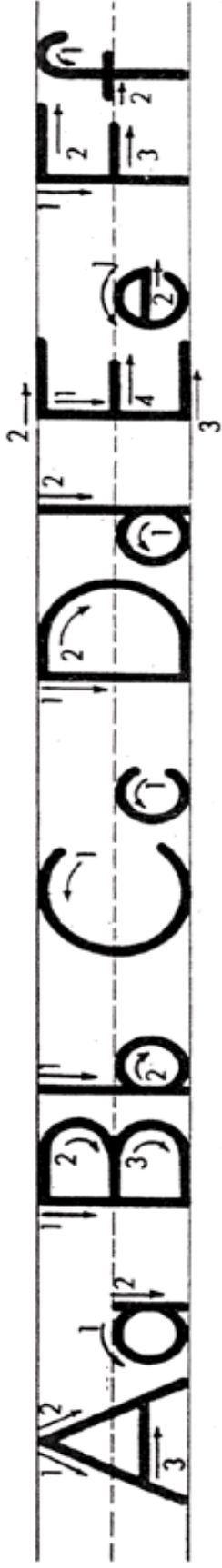


This does not mean that you are expected to teach your children to write, but it will prevent later confusion if their first attempts are made in the proper form. Children take delight in writing their names the "kindergarten" way.

If your child asks to print their name, **please show their names with a capital at the beginning and the rest in lower case letters.**

Parents, please do not worry if this advice has come too late and your little one is already printing in capitals. We accept these efforts cheerfully.





French Alphabet Guide

LETTER	LETTER NAME	PHONETIC	ENGLISH SOUND	EXAMPLES
A	<i>ah</i>	a	<u>ca</u> t	quatre, ami
B	<i>bay</i>	b	ba <u>b</u> y	bonbons, bas
C	<i>say</i>	k	<u>ca</u> n	café, surcre
		s	ceiling	ceinture, niece
D	<i>day</i>	d	da <u>d</u>	la douane, mardi
E	<i>eh</i>	e	dan <u>ce</u> s	petit, lever
F	<i>eff</i>	f	fa <u>t</u>	février, neuf
G	<i>zhay</i>	g	ga <u>g</u>	gants, bague
		zh	mirage	aubergine, neige
H	<i>ahsh</i>		<u>h</u> our	hiver, hospital <i>*always silent in French*</i>
I	<i>ee</i>	ee	na <u>i</u> ve	li <u>t</u> , mardi
J	<i>zhee</i>	zh	déjà vu	le jambon, déjeuner
K	<i>kah</i>	k	<u>ke</u> ep	un kiosque, le ski
L	<i>ell</i>	l	li <u>tt</u> le	fleurs, mille
		m	<u>mo</u> m	Madame, comment
M	<i>em</i>	(m)	(nasal vowel)* (number, honk)	le parfum, embouteillage
N	<i>en</i>	n	do <u>mn</u> inoes (nasal vowel)	dentiste
		n	<u>n</u> ice	neuf, noir
		(n)	th <u>un</u> b* (nasal vowel)	un, lundi
O	<i>oh</i>	o	so <u>lo</u>	dos, rose
P	<i>pay</i>	p	pa <u>p</u> er	père, soupe
Q	<i>koo</i>	k	ke <u>ep</u>	quinze, banque
R	<i>air</i>	r	(guttural or rolled)	rouge, ceinture
S	<i>ess</i>	s	sa <u>ss</u> y	sucre, poisson
T	<i>tay</i>	t	<u>ti</u> ght	tarte, tomate
U	<i>ew</i>	u	fo <u>o</u> d*	tu, jupe
V	<i>vay</i>	v	<u>v</u> ote	vert, avion
W	<i>doob-luh-vay</i>	v	<u>v</u> ine	un wagon
X	<i>eeks</i>	ks	<u>ex</u> press	exprimer, taxe
		gz	<u>ex</u> ample	exemple
Y	<i>ee-grek</i>	y	<u>y</u> ogurt	yogourt, yoyo
Z	<i>zed</i>	z	<u>z</u> one	zone, zero

Name: _____

Kindergarten Readiness Checklist

I can:

- Dress myself.
- Put on my own outdoor clothes, shoes, and boots.
- Go to the toilet by myself and always wash my own hands with soap and water afterwards.
- Take turns when playing with others.
- Wait for a turn when others are talking.
- Listen to a story without interrupting.
- Share things with others.
- Take care of things that belong to other people.
- Use scissors and glue carefully.
- Recite your first name and last name.
- Recite your address.
- Recite your telephone number.
- Name the members of your family.
- Cross the street safely.
- Find the way to school and home again by myself, if necessary.
- Follow instructions given from an adult.
- Saying please and thank you.
- Asking for things before taking them.



****If possible, please return this sheet to your child's kindergarten teacher at the beginning of the school year****

ALL I EVER REALLY NEEDED TO KNOW I LEARNED IN KINDERGARTEN

Robert Fulghum

Most of what I really need to know about how to live, and what to do, and how to be, I learned in kindergarten. Wisdom was not at the top of the graduate school mountain but there in the sandbox at nursery school.



These are the things I learned: Share everything. Play fair. Don't hit people. Put things back where you found them. Clean up your own mess. Don't take things that aren't yours. Say you're sorry when you hurt somebody. Wash your hands before you eat. Flush. Warm cookies and cold milk are good for you. Live a balanced life. Learn some and think some and draw and paint and sing and dance and play and work every day some.

Take a nap every afternoon. When you go out into the world, watch for traffic, hold hands and stick together. Be aware of wonder. Remember the little seed in the plastic cup. The roots go down and the plant goes up and nobody really knows why or how, but we are all like that.



Goldfish and hamsters and white mice and even the little seed in the plastic cup --- they all die. So do we.

And then remember the book about Dick and Jane and the first word you learned, the biggest word of all: **LOOK**. Everything you need to know is in there somewhere. The Golden Rule and love and basic sanitation. Ecology and politics and sane living.



Think of what a better world it would be if we all -- the whole world -- had cookies with milk about 3 o'clock every afternoon and then lay down with our blankets for a nap. Or if we had a basic policy in our nation and other nations to always put things back where we found them and cleaned up our own messes. And it is still true, no matter how old you are, when you go out into the world, it is best to hold hands and stick together.

